


STORYVERSE

Draw & Colour

Classroom Ideas



Practice drawing

Gives each student a grid to practice drawing a character's features. Once they've completed it, encourage them to share their drawings.



Colouring In

Have students colour in a character and then draw that character themselves. Encourage them to share their finished product.





Create characters

Have students draw and colour in their own characters. Encourage them to share the characters they draw and explain who their characters are.




GRID DRAWING - BOOSH

Draw what you see inside each grid.




GRID DRAWING - BOOSH

Draw what you see inside each grid.



GRID DRAWING - BOOSH



Use the grid to help you draw the other side of Boosh's face.



Colour it in
when you're
finished



GRID DRAWING - AGWA

Draw what you see inside each grid.




GRID DRAWING - AGWA

Draw what you see inside each grid.



GRID DRAWING - AGWA

Use the grid to help you draw the other side of Agwa's face.



GRID DRAWING

Use the grid to help you draw.





WELCOME TO YOUR

STORYVERSE

ACTIVITY PACK

Series II

Please get in touch if you need further details about our Storyverse Activity Packs.

Customer Care Team

For all the help you need:



[LiteracyPlanet Hub](#)



www.literacyplanet.com



hello@literacyplanet.com

